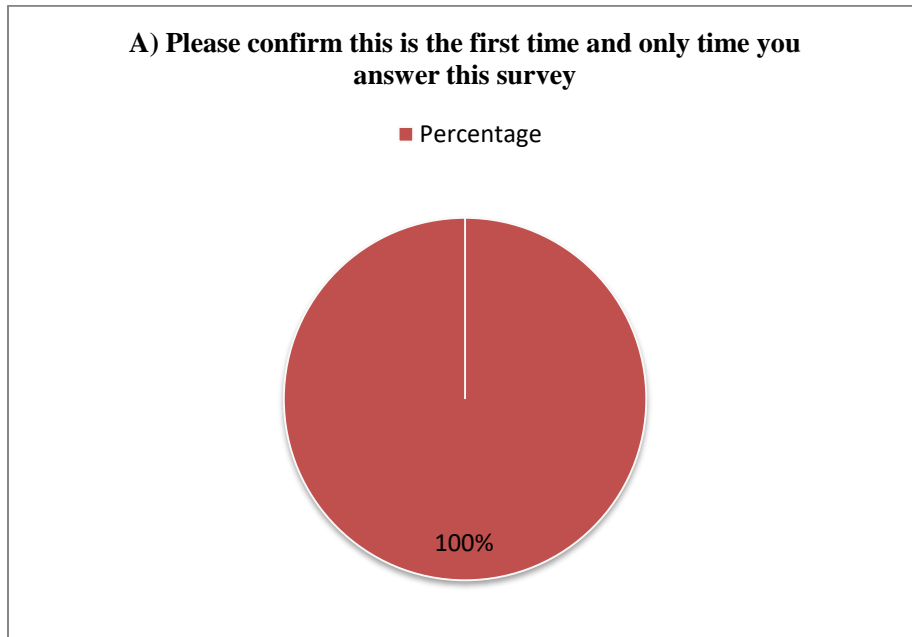


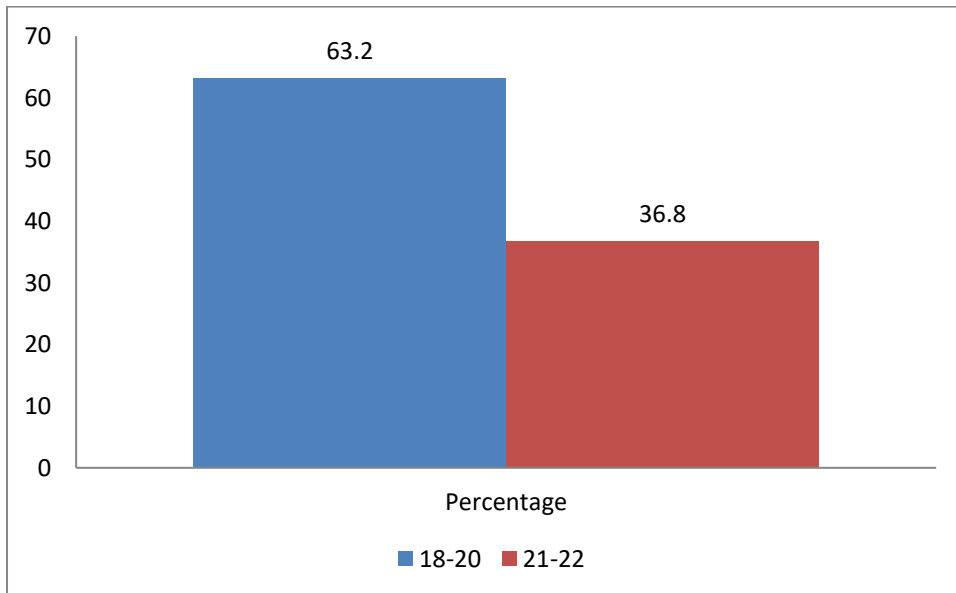
VYWS, College of Social Work, Badnera, Amravati

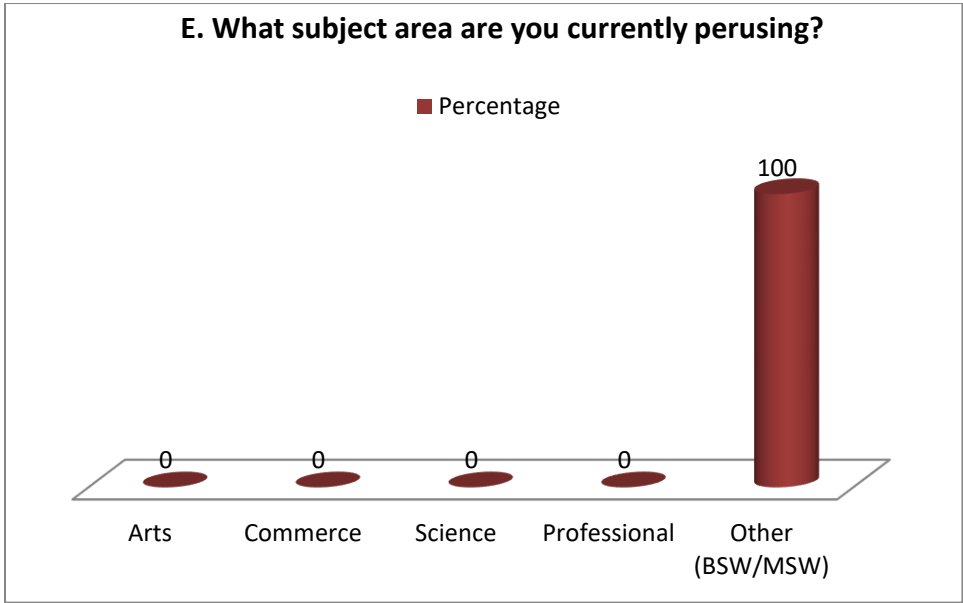
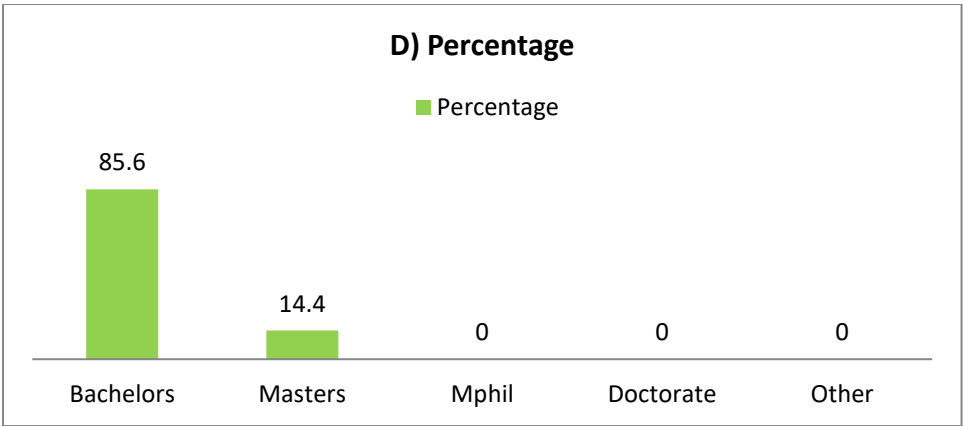
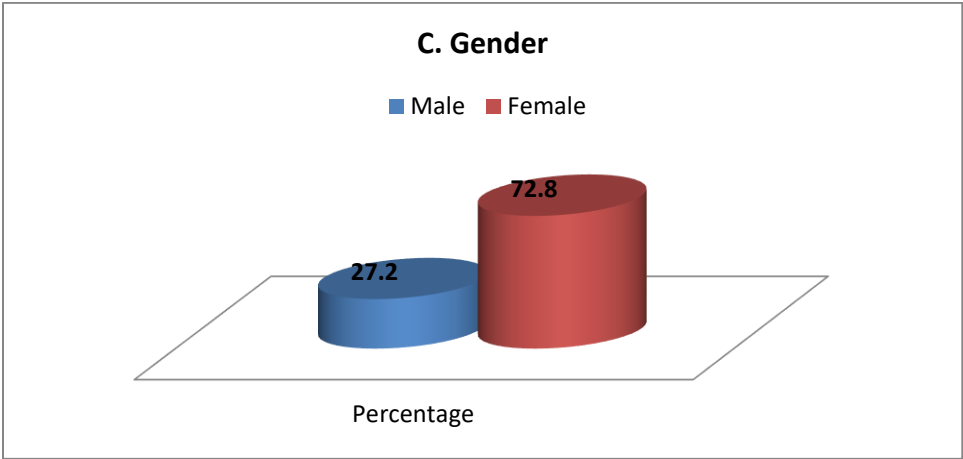
Student Satisfaction Survey & Analysis Report for A.Y. 2018-19

The student satisfaction survey was taken as per the guidelines given by NAAC.
Following are the statistics of the survey.

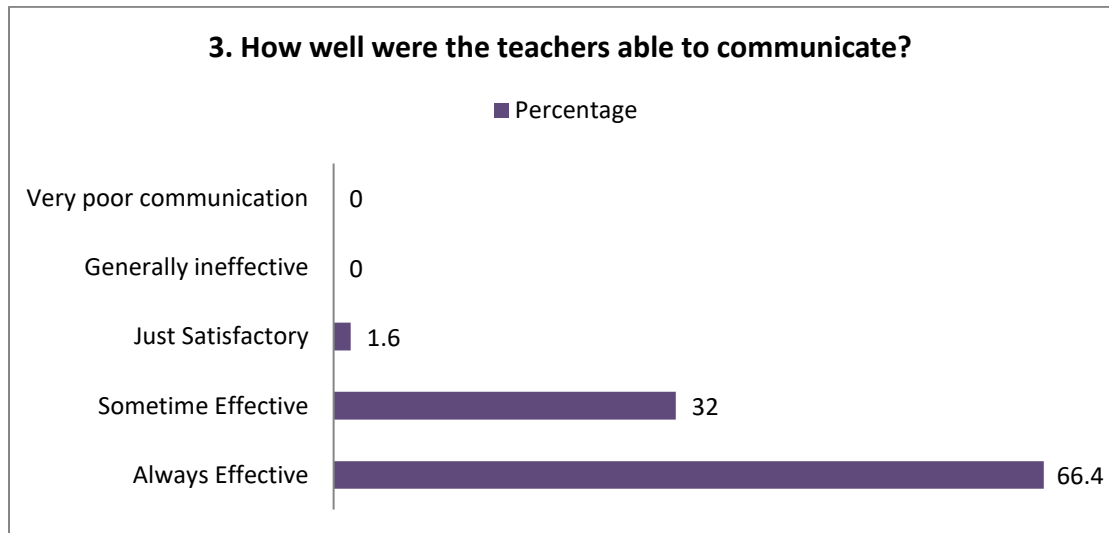
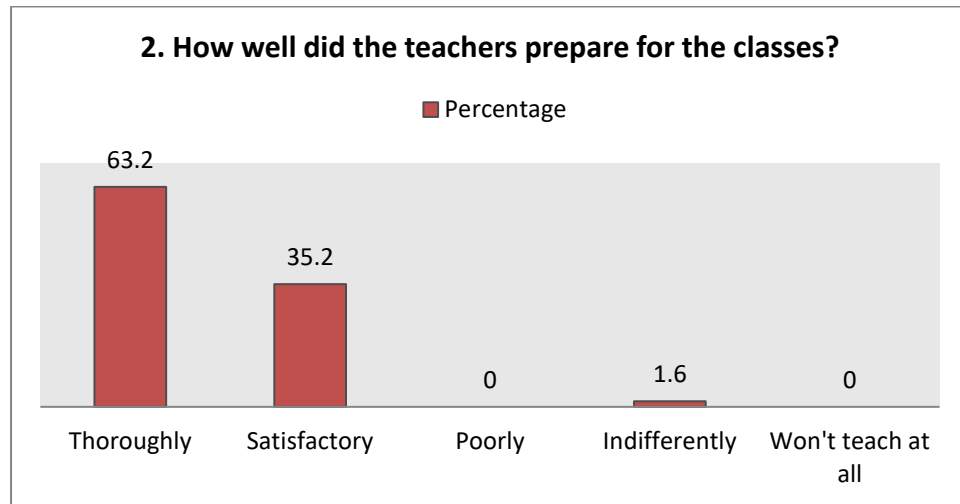
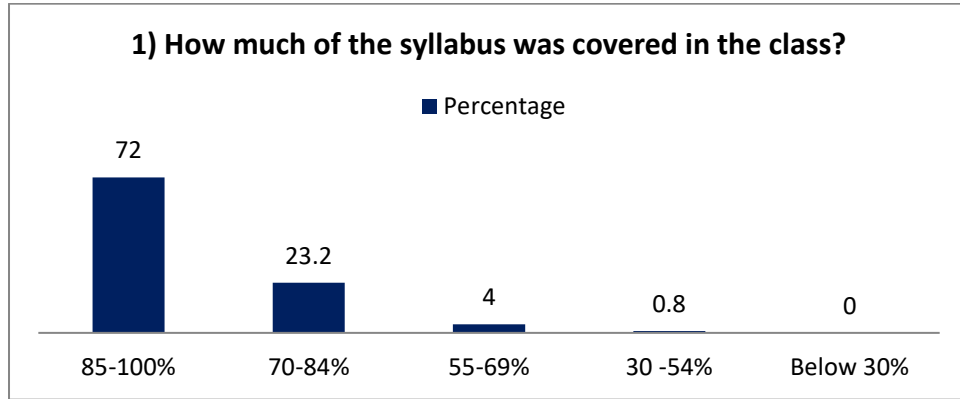


B. Age



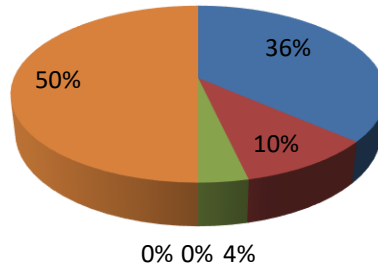


Student satisfaction survey on teaching learning process-



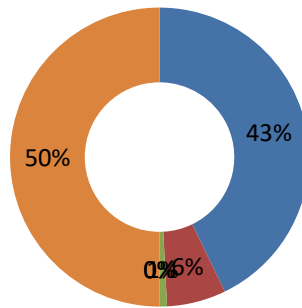
4. The teacher's approach to teaching can best be described as

■ Excellent ■ Very Poor ■ Good ■ Fair ■ Poor ■ Total



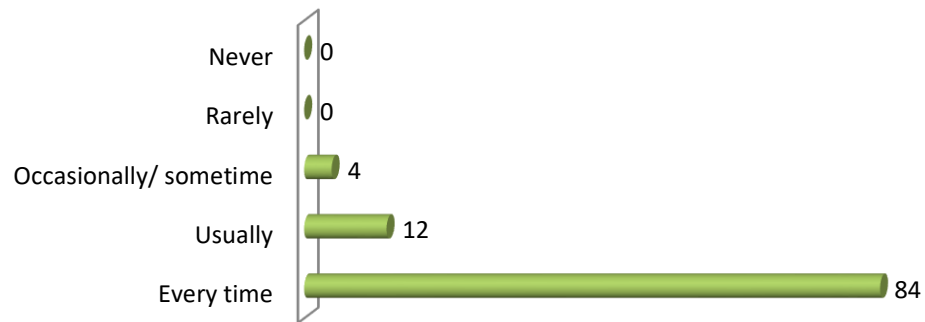
5. Fairness of internal evaluation process by teachers

■ Always fair ■ Usually fair ■ Sometime unfair ■ Usually unfair ■ Unfair ■ Total

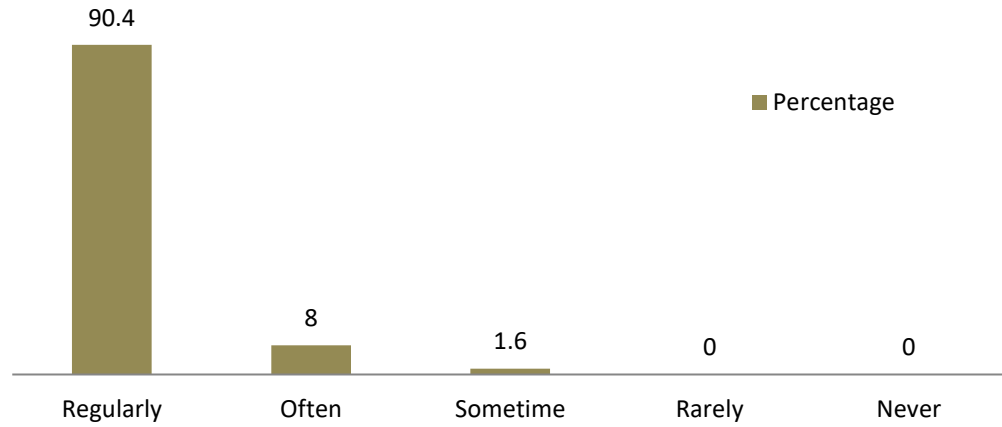


6. Was your performance in assignments discussed with you?

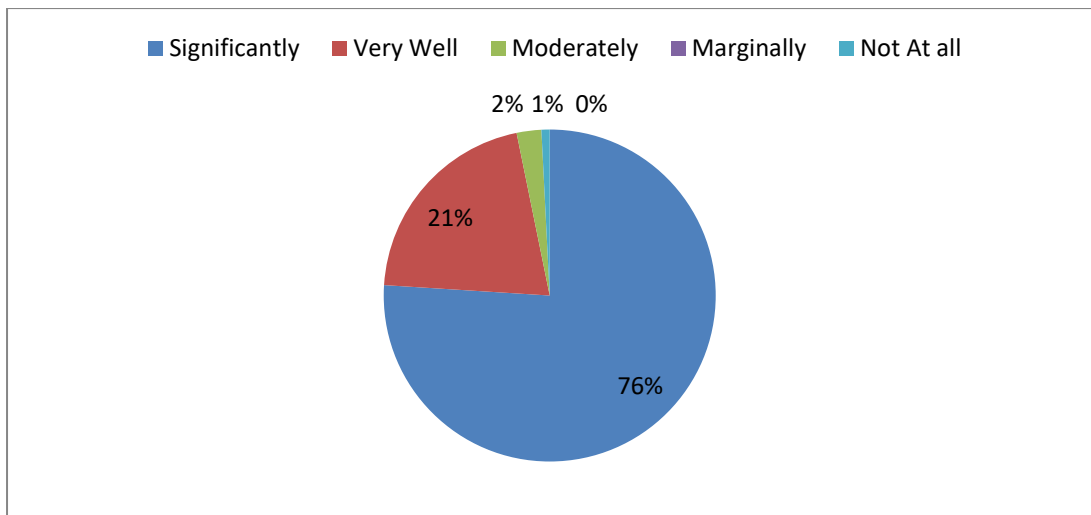
■ Percentage



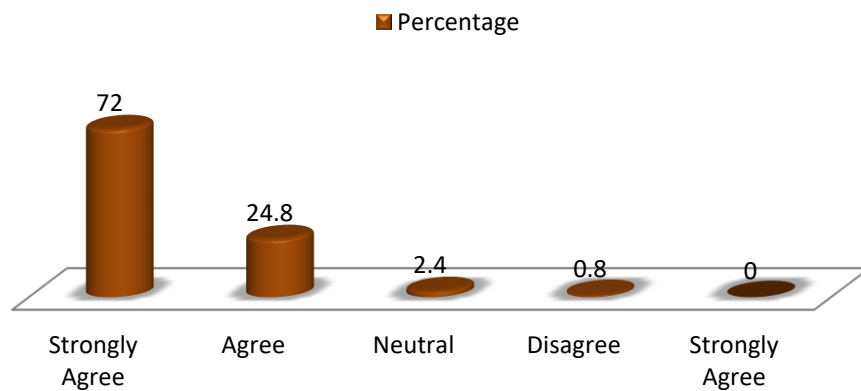
7. The institute takes active interest in promoting internship, student exchange, field visit opportunities for students.



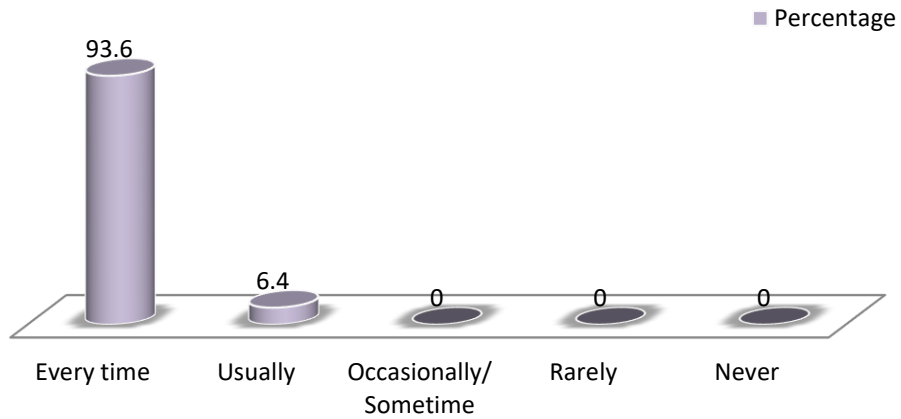
8. The teaching and mentoring process in your institution facilitates you in cognitive, social and emotional growth.



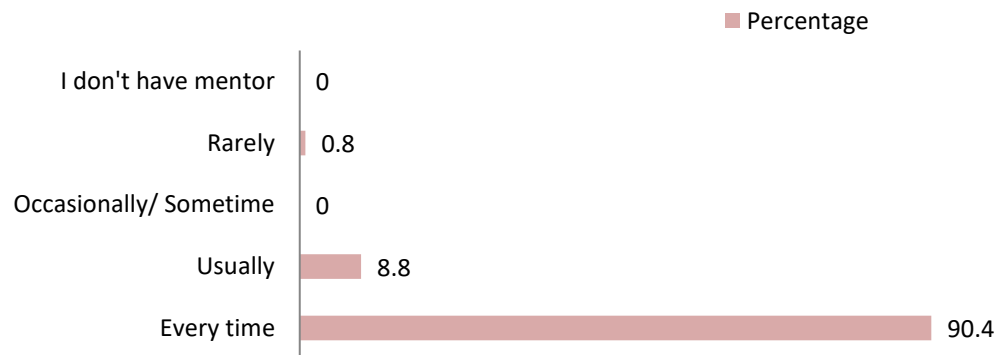
9. The institution provides multiple opportunities to learn and grow.



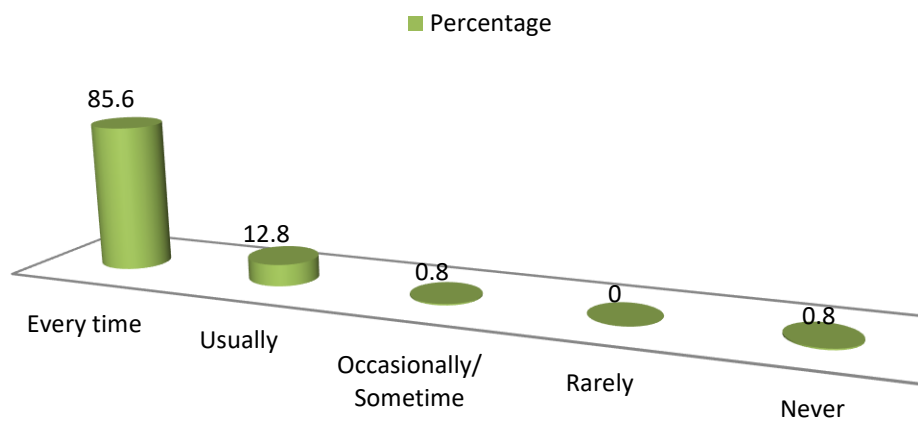
10. Teachers inform you about your expected competencies, course outcomes and programme outcomes.



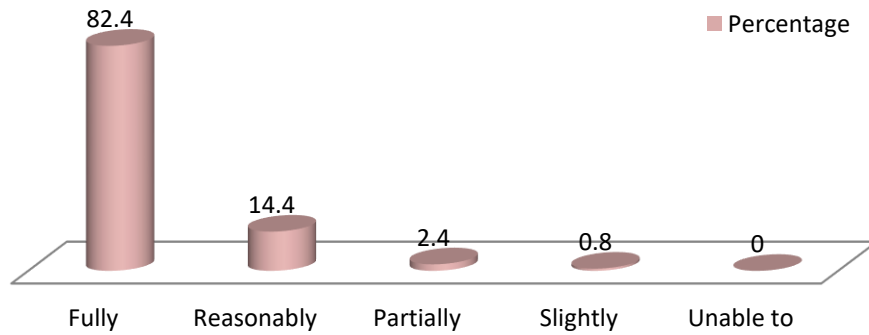
11. Your mentor does a necessary follow-up with an assigned task to you.



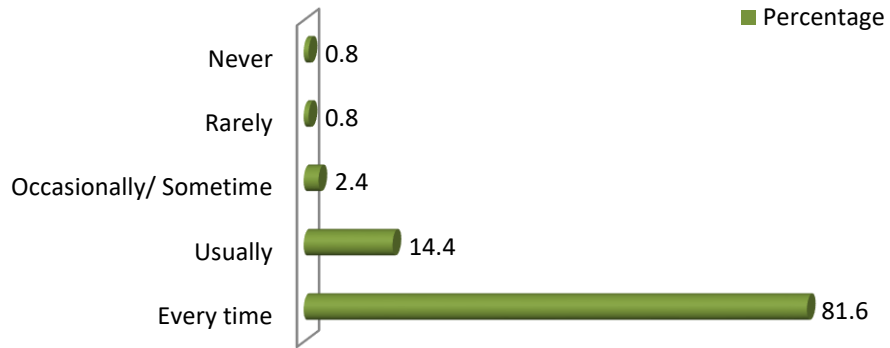
12. The teachers illustrate the concepts through examples and applications.



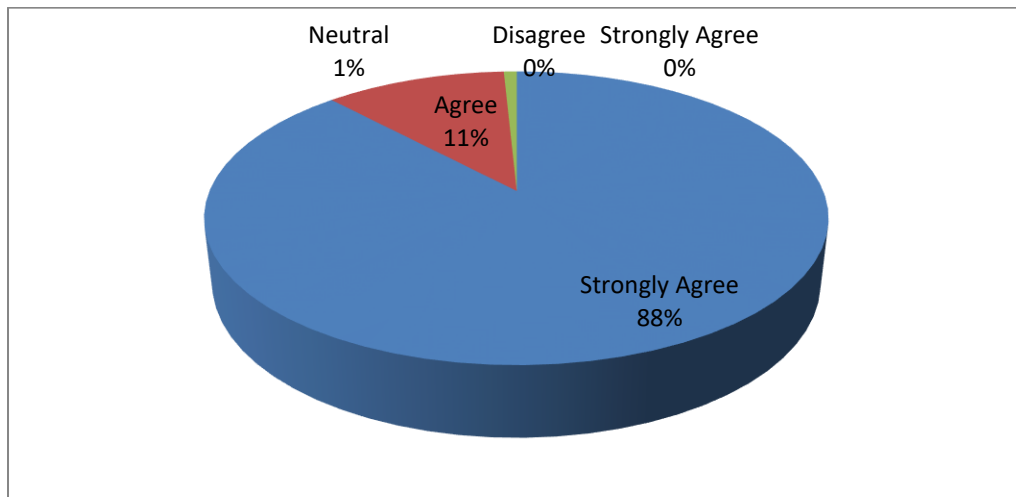
13. The teachers identify your strengths and encourage you with providing right level of challenges.



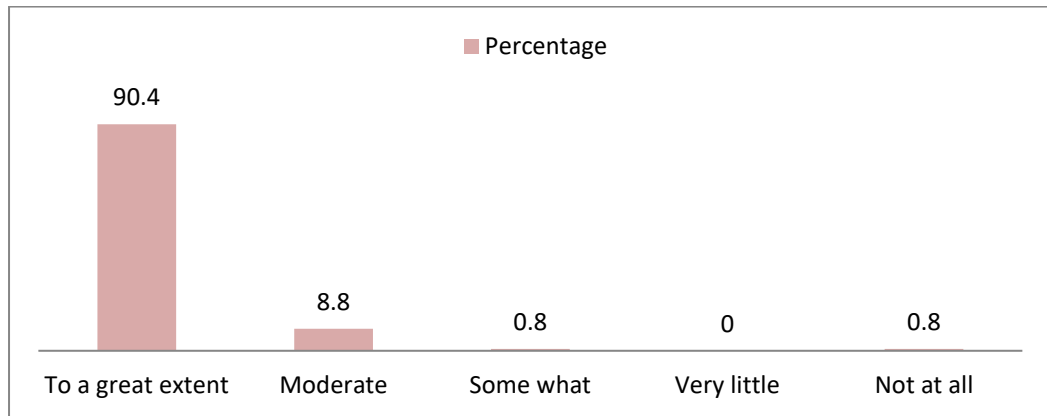
14. Teachers are able to identify your weaknesses and help you to overcome them.



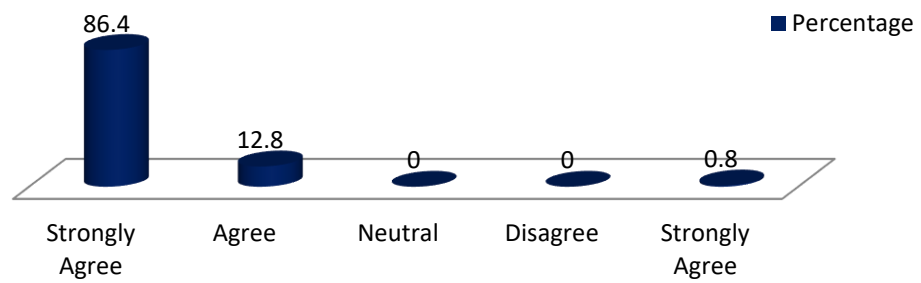
15. The institution makes effort to engage students in the monitoring, review and continuous quality improvement of the teaching learning process.



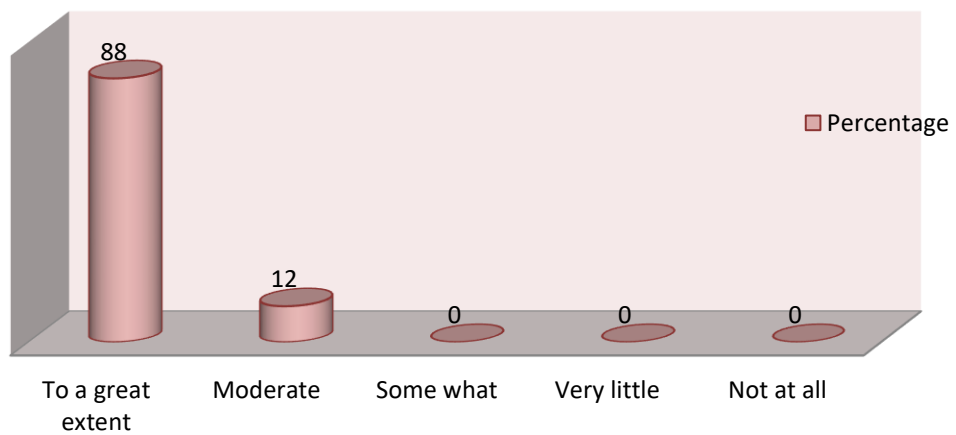
16. The institute/ teachers use student centric methods, such as experiential learning, participative learning and problem solving methodologies for enhancing learning experiences.

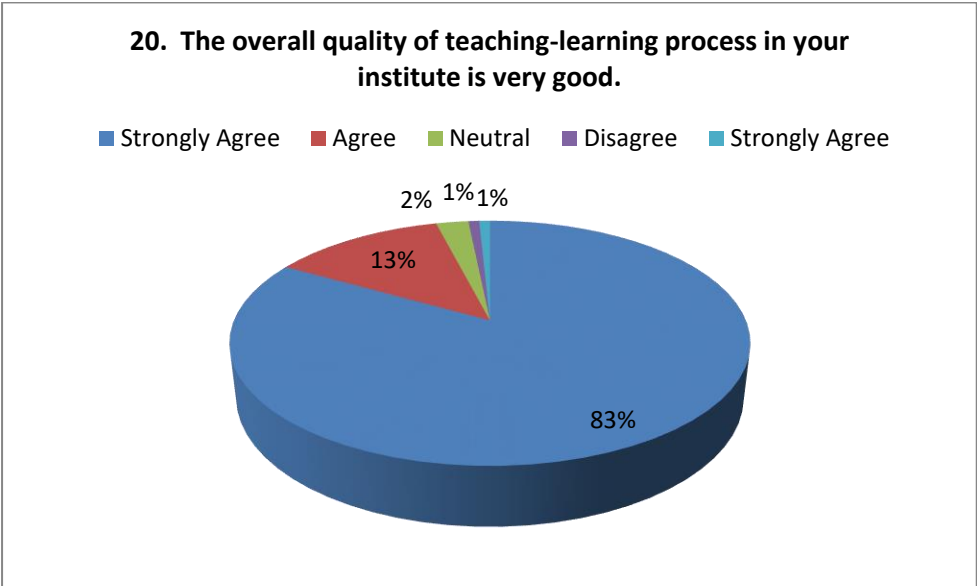
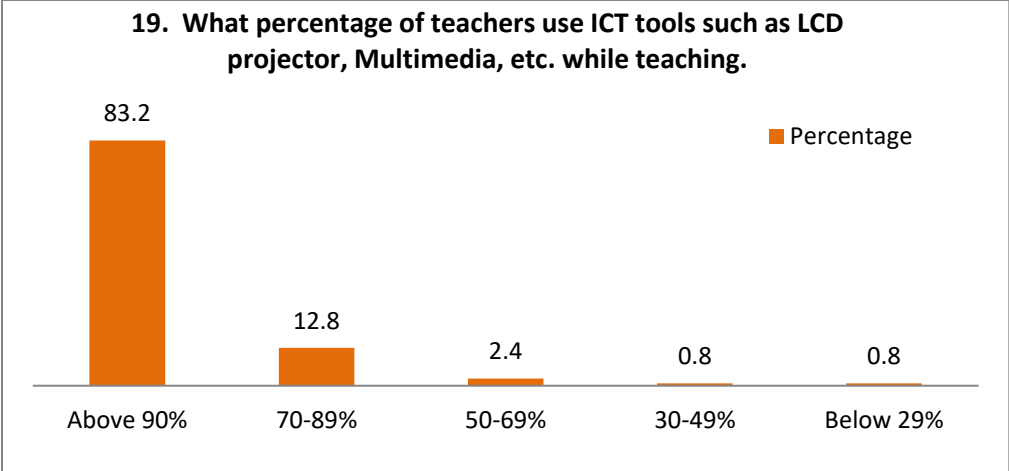


17. Teachers encourage you to participate in extracurricular activities



18. Efforts are made by the institute/ teachers to inculcate soft skills, life skills and employability skills to make you ready for the world of work.





21. Give three observation / suggestions to improve the overall teaching – learning experience in your institution.

1	Importance to Field Work
2	Books are available in library
3	Need hostel facility for student/ need to increase transport facility

Prepared by,
S. R. Tuppekar
V. C. Gajbhiye

Principal

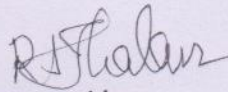
VYWS, College of Social Work, Badnera, Amravati
Report of Student Satisfaction Survey (2018-2019)

Student Satisfaction Survey (SSS) is one of the Mandatory criteria set by NAAC. As per guideline of NAAC student satisfaction survey (SSS) was conducted in the college. Survey consists of 21 questions. The sample size to conduct this survey is 20% of total students. The total students are 624 in the college out of which 125 students were selected randomly for the survey as respondents. Data analysis of the survey was done and the inferences of the survey are as follows.

- A) 125 (100%) students confirmed that this was the first time and only time they have answered this survey.
 - B) Out of 125 (100%) students 79 (63.2%) students are in age group of 18 to 20 Years and 46 (36.8%) students are in age group of 21 to 23 Years.
 - C) Out of 125 (100%) students 34 (27.2%) students are Male and 91 (72.8%) students are Female.
 - D) Out of 125 (100%) students 107 (85.6%) students are in BSW and 18 (14.4%) students are in age group of 21 to 23 Years.
 - E) 125 (100%) students are currently studying other stream that is Social Work subject.
-
- 1) 72% students said that the **syllabus was covered 85-100%** in the class.
 - 2) 63.2% students said that teachers prepare for the classes **thoroughly**.
 - 3) 66.4% students said that teachers are always effective to **communicate**.
 - 4) 72.8 % students said that teacher's approach to teaching is **excellent**.
 - 5) 85.6% students said that internal evaluation process by teachers is **always fair**.
 - 6) 84% students said that their performance in assignments is discussed with them **every time**.
 - 7) 90.4% students said that the institute **regularly** takes active interest in promoting internship, student exchange, and field visit opportunities for students.
 - 8) 76% students said that the teaching and mentoring process in institution **significantly** facilitates them in cognitive, social and emotional growth.
 - 9) 72% students **strongly agreed** to the statement that the institution provides multiple opportunities to learn and grow.
 - 10) 93.6% students said that teachers **every time** inform them about their expected competencies, course outcomes and programme outcomes.
 - 11) 90.4% students said that their mentor **every time** does a necessary follow-up with an assigned task to them.

12) 85.6% students said that the teachers illustrate the concepts through examples and applications **every time**.

- 12) 85.6% students said that the teachers illustrate the concepts through examples and applications **every time**.
- 13) 82.4% students said that the teachers **fully** identify their strengths and encourage them with providing right level of challenges.
- 14) 81.6% students said that teachers are able to identify their weaknesses and help them to overcome them **every time**.
- 15) 88% students **strongly agreed** to the statement that the institution makes effort to engage students in the monitoring, review and continuous quality improvement of the teaching learning process.
- 16) 90.4% students said that the institute/ teachers use student centric methods, such as experiential learning, participative learning and problem solving methodologies for enhancing learning experiences **to a great extent**.
- 17) 86.4% students **strongly agreed to the statement** that teachers encourage you to participate in extracurricular activities.
- 18) 88% students said that efforts are made by the institute/ teachers to inculcate soft skills, life-skills and employability skills to make them ready for the world of work **to a great extent**.
- 19) 83.2% students said that **above 90 percent** of teachers use ICT tools such as LCD projector, Multimedia, etc. while teaching.
- 20) 83.2% students **strongly agreed** to the statement that the overall quality of teaching-learning process in institution is very good.
- 21) Students were shared three observation / suggestions to improve the overall teaching – learning experience in your institution that are
- 1) **Institution gives importance to Field Work.**
 - 2) **Good numbers of books are available in college library.**
 - 3) **Need hostel facility in college.**



Prepared by,
S. R. Tuppekar
V. C. Gajbhiye



Principal

प्राचार्य

समाजकार्य महाविद्यालय
अंजनगांव बारी रोड, व्हनेरा