

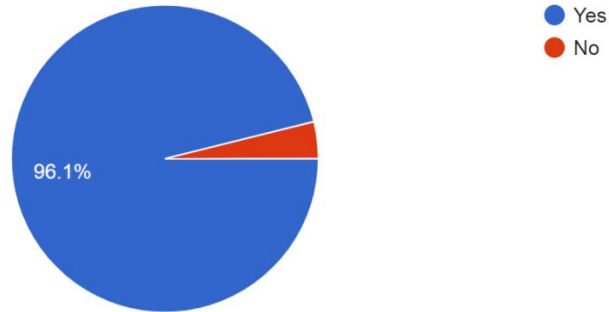
Students Satisfaction Report (SSS)

2023-2024

Vidarbha Youth Welfare Society Amravati's
College of Social Work
Anjangaon Bari Road, Badnera, Amravati

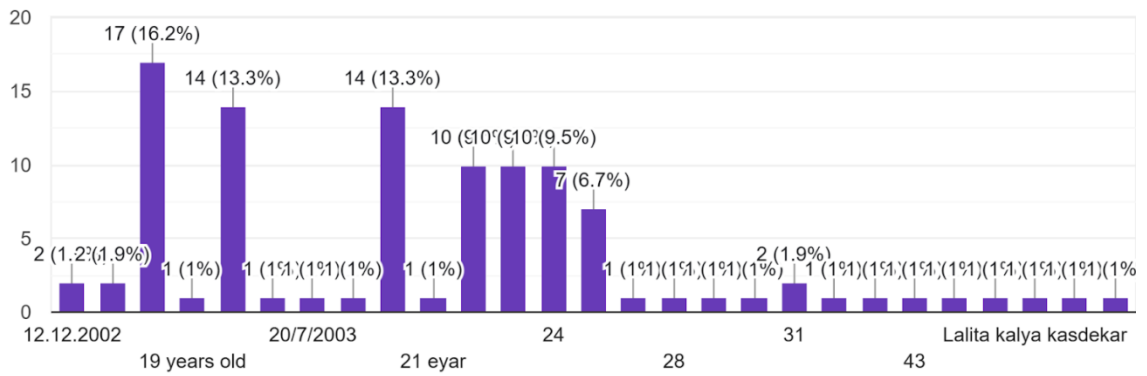
A) Please confirm this is the first and only time you answer this survey.

103 responses



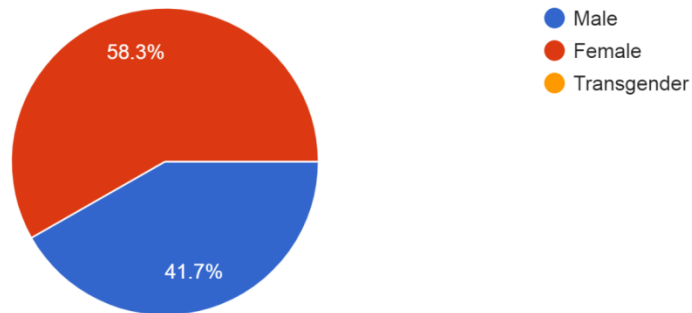
B) Age

105 responses



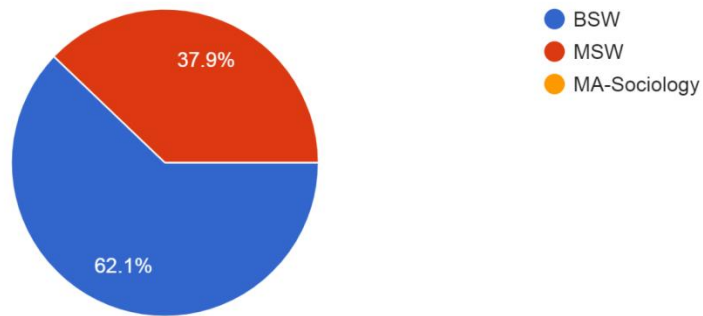
C) Gender

103 responses



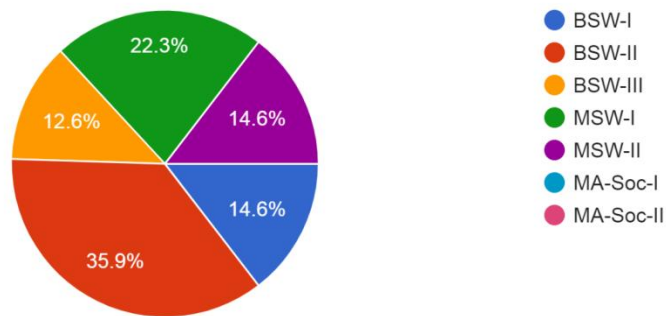
What degree program are you pursuing now?

103 responses



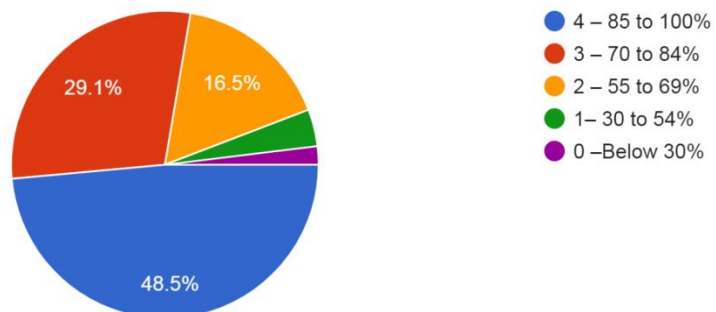
Class

103 responses



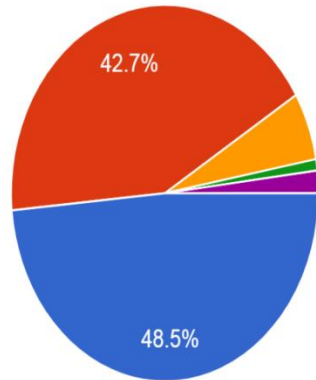
1. How much of the syllabus was covered in the class?

103 responses



2. How well did the teachers prepare for the classes?

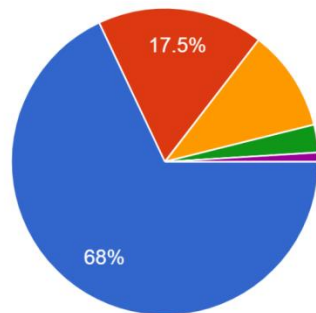
103 responses



- 4 – Thoroughly
- 3 – Satisfactorily
- 2 – Poorly
- 1 – Indifferently
- 0 – Won't teach at all

3. How well were the teachers able to communicate?

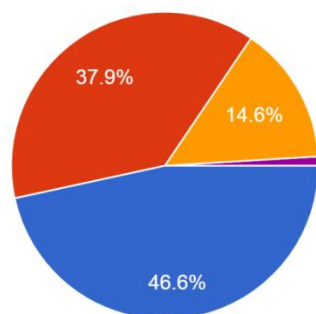
103 responses



- 4 – Always effective
- 3 – Sometimes effective
- 2 – Just satisfactorily
- 1 – Generally ineffective
- 0 – Very poor communication

4. The teacher's approach to teaching can best be described as

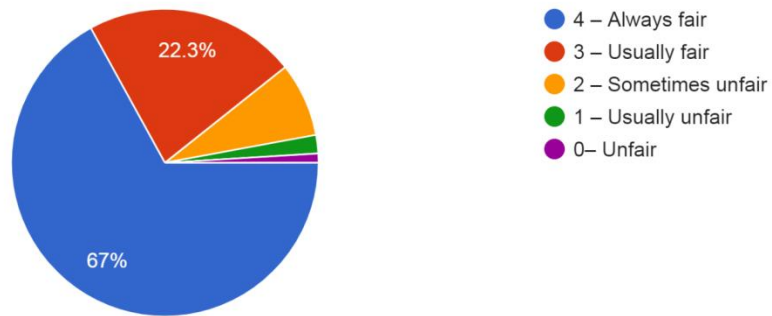
103 responses



- 4 – Excellent
- 3 – Very good
- 2 – Good
- 1 – Fair
- 0 – Poor

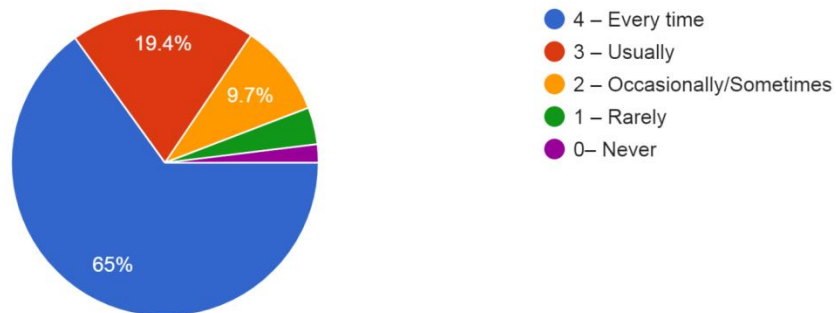
5. Fairness of the internal evaluation process by the teachers.

103 responses



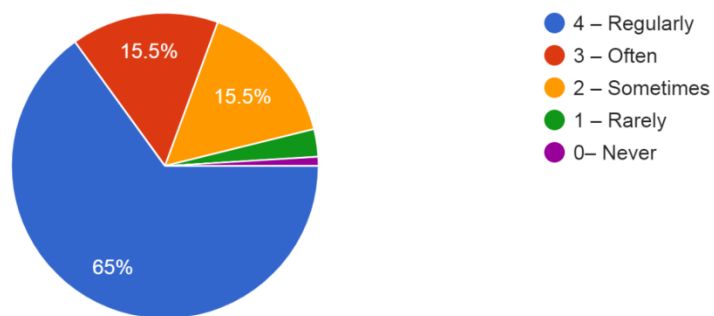
6. Was your performance in assignments discussed with you?

103 responses



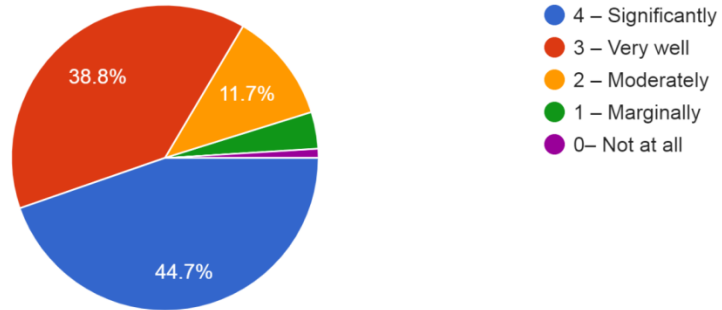
7. The institute takes active interest in promoting internship, student exchange, field visit opportunities for students.

103 responses



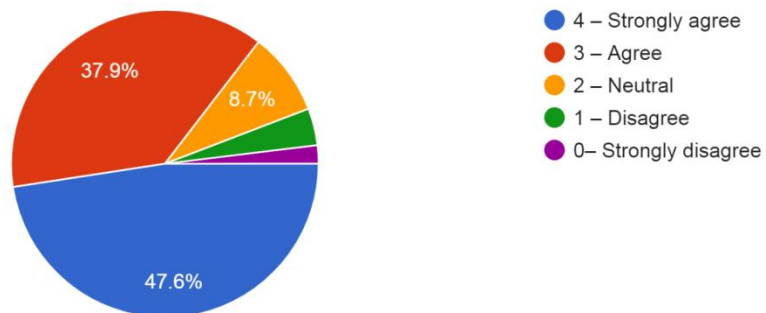
8. The teaching and mentoring process in your institution facilitates you in cognitive, social and emotional growth.

103 responses



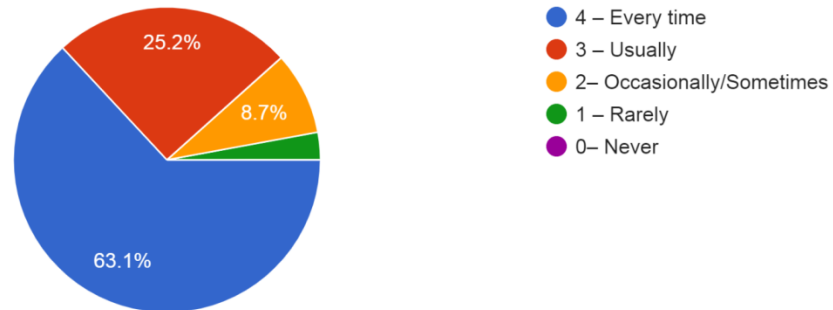
9. The institution provides multiple opportunities to learn and grow.

103 responses



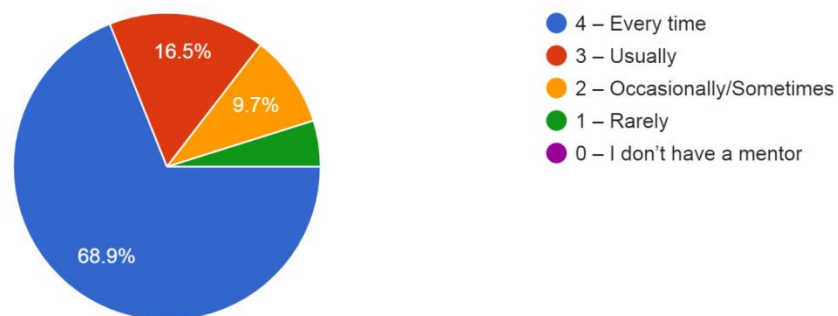
10. Teachers inform you about your expected competencies, course outcomes and programme outcomes.

103 responses



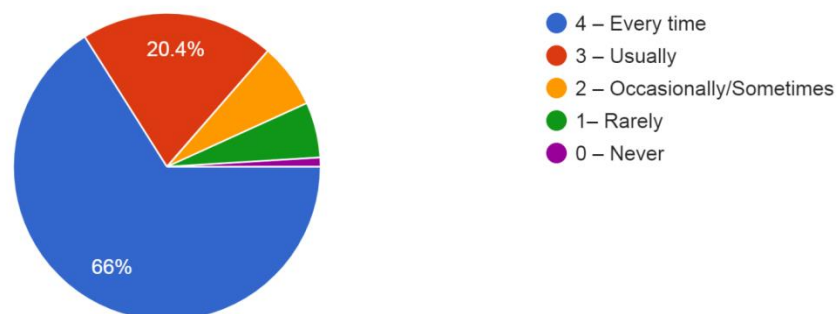
11. Your mentor does a necessary follow-up with an assigned task to you.

103 responses



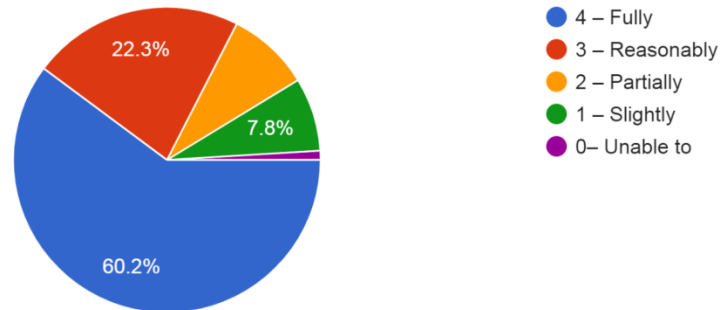
12. The teachers illustrate the concepts through examples and applications.

103 responses



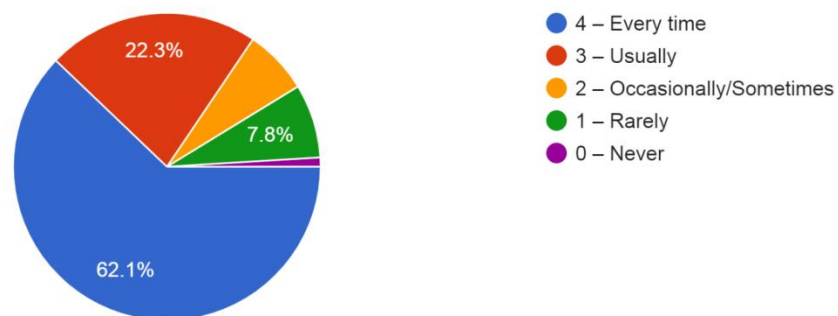
13. The teachers identify your strengths and encourage you with providing right level of challenges.

103 responses



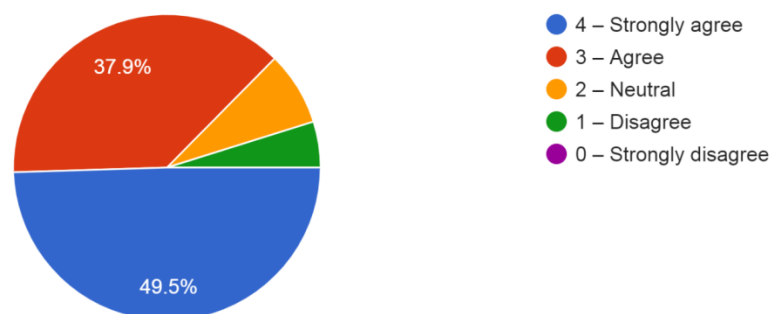
14. Teachers are able to identify your weaknesses and help you to overcome them.

103 responses



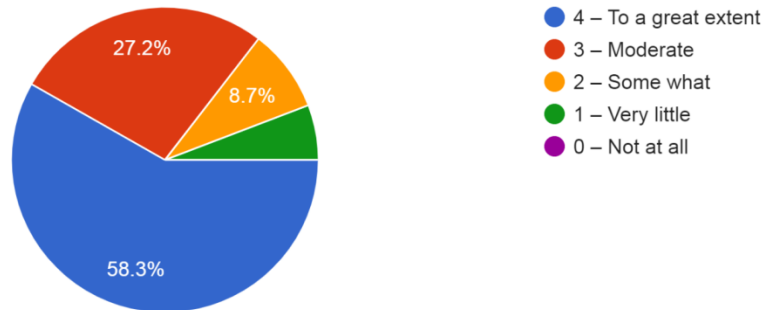
15. The institution makes effort to engage students in the monitoring, review and continuous quality improvement of the teaching learning process.

103 responses



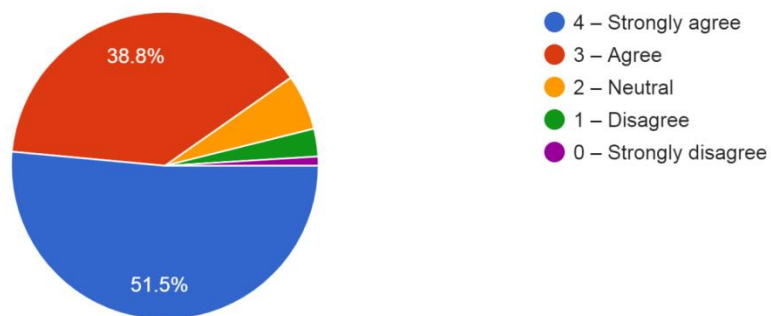
16. The institute/ teachers use student centric methods, such as experiential learning, participative learning and problem solving methodologies for enhancing learning experiences.

103 responses



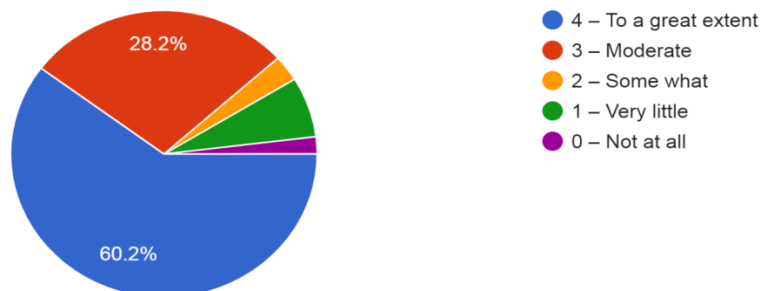
17. Teachers encourage you to participate in extracurricular activities.

103 responses



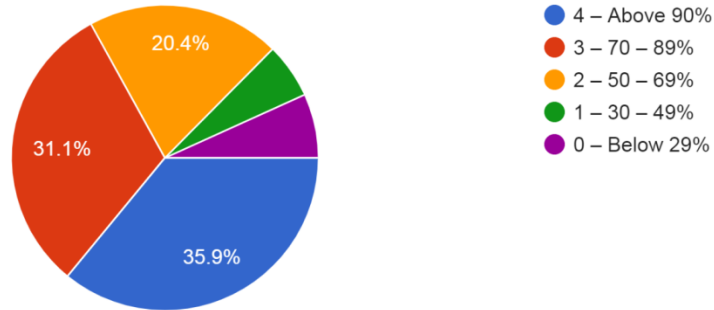
18. Efforts are made by the institute/ teachers to inculcate soft skills, life skills and employability skills to make you ready for the world of work.

103 responses



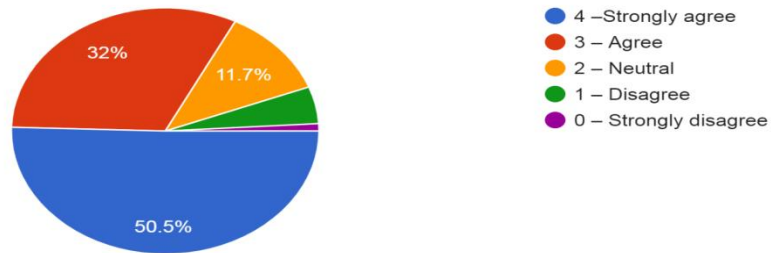
19. What percentage of teachers use ICT tools such as LCD projector, Multimedia, etc. while teaching.

103 responses



20. The overall quality of teaching-learning process in your institute is very good.

103 responses



21. Give three observation / suggestions to improve the overall teaching – learning experience in your institution.

1	Increase Library facilities
2	Hostel facility for students
2	Mostly Good observations-No suggestions



VYWS, College of Social Work, Badnera, Amravati
Report of Student Satisfaction Survey (2022-2023)

Student Satisfaction Survey (SSS) is one of the Mandatory criteria set by NAAC. As per guideline of NAAC student satisfaction survey (SSS) was conducted in the college. Survey consists of 21 questions. The random sample size to conduct this survey was 146 (27%) of total 536 student. Data analysis of the survey was done and the inferences of the survey are as follows.

- A) Out of 103 (100%) most of the 96.1% students confirmed that this was the first time and only time they have answered this survey.
- B) Out of 103 (100%) students 56 (54.36%) students are in age group of 18 to 21 Years, 38 (36.89%) students are in age group of 22 to 25 Years, and rests are above age of 26 years.
- C) Out of 103 (100%) students 41.7% students are Male and 58.3% students are Female.
- D) Out of 103 (100%) students 62.1% students are in BSW and 37.9% students are in MSW and 0.0% are studying in MA-Sociology.
- E) Out of 103 (100%) students participated in SSS are as follows- 14.6% students are currently studying in BSW-I, 35.9% are studying in BSW-II, 12.6 % are studying in BSW-III, 22.03% are in MSW-I, 14.6 % students are studying in MSW-II.

Questions regarding Teaching–Learning and Evaluation

- 1) 48.5% students said that the **syllabus was covered 85-100%** in the class.
- 2) 48.5% students said that teachers prepare for the classes **Satisfactory**.
- 3) 68% students said that teachers are **always effective to communicate**.
- 4) 46.6% students said that teacher’s approach to teaching is **Excellent**.
- 5) 67% students said that internal evaluation process by teachers is **always fair**.
- 6) 65% students said that their performance in assignments is discussed with them **every time**.
- 7) 65% students said that the institute **regularly** takes active interest in promoting internship, student exchange, and field visit opportunities for students.
- 8) 44.7% students said that the teaching and mentoring process in institution **Very Well** facilitates them in cognitive, social and emotional growth.
- 9) 47.6 % students **agreed** to the statement that the institution provides multiple opportunities to learn and grow.

- 10) 60.1% students said that teachers **every time** inform them about their expected competencies, course outcomes and programme outcomes.
- 11) 68.9% students said that their mentor **every time** does a necessary follow-up with an assigned task to them.
- 12) 66% students said that the teachers illustrate the concepts through examples and applications **every time**.
- 13) 60.2% students said that the teachers **fully** identify their strengths and encourage them with providing right level of challenges.
- 14) 62.1% students said that teachers are able to identify their weaknesses and help them to overcome them **every time**.
- 15) 49.5% students **strongly agreed** to the statement that the institution makes effort to engage students in the monitoring, review and continuous quality improvement of the teaching learning process.
- 16) 58.3% students said that the institute/ teachers use student centric methods, such as experiential learning, participative learning and problem solving methodologies for enhancing learning experiences **to a great extent**.
- 17) 51.5% students **agreed to the statement** that teachers encourage you to participate in extracurricular activities.
- 18) 60.2% students said that efforts are made by the institute/ teachers to inculcate soft skills, life skills and employability skills to make them ready for the world of work **to a great extent**.
- 19) 35.9% students said that **70-89 %** of teachers use ICT tools such as LCD projector, Multimedia, etc. while teaching.
- 20) 50.5% students **agreed** to the statement that the overall quality of teaching-learning process in institution is very good.
- 21) Students were shared three observation / suggestions to improve the overall teaching – learning experience in your institution that are

1	Increase Library facilities
2	Hostel facility for students
2	Mostly Good observations-No suggestions

